

How to setup GitLab

Git

- From now, you should submit your lab assignment on GitLab.
- Deadline for submission is same.

- Install Git (Linux)

Ubuntu

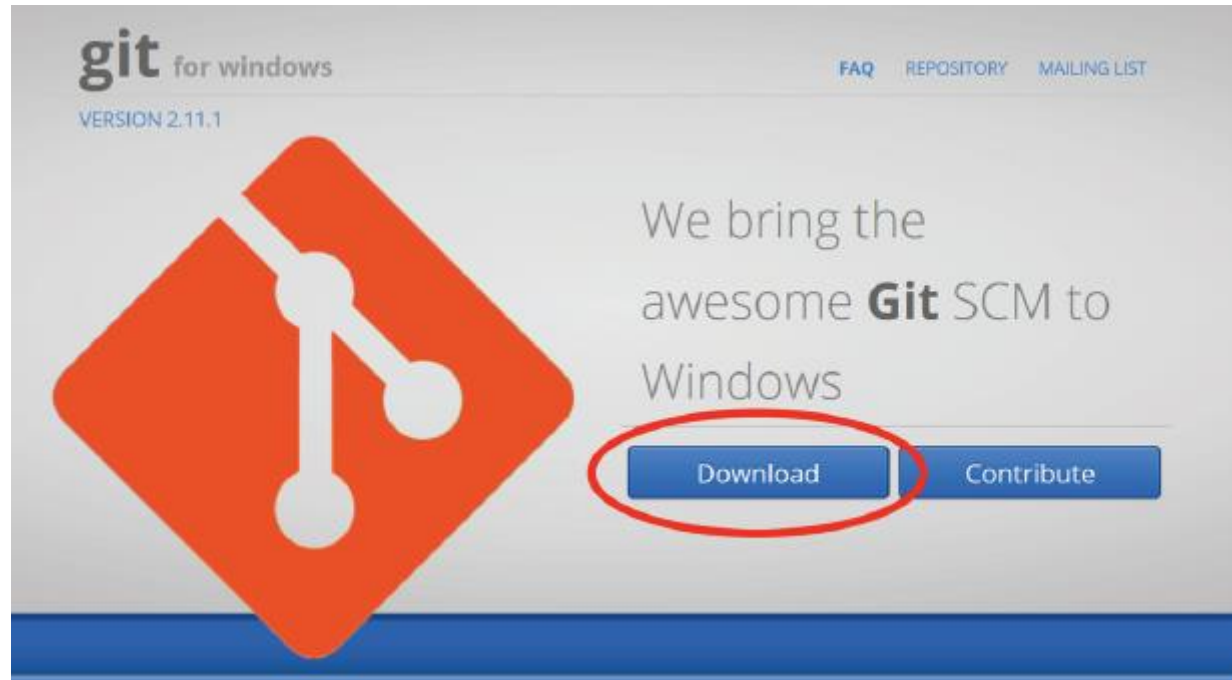
```
$ sudo apt-get install git
```



```
mrbin2002@ubuntu:~$ sudo apt-get install git  
[sudo] password for mrbin2002:  
Reading package lists... Done  
Building dependency tree  
Reading state information... Done  
git is already the newest version.  
0 upgraded, 0 newly installed, 0 to remove and 51 not upgraded.  
mrbin2002@ubuntu:~$
```

Git

- Install Git (Window)
- Access to <https://gitforwindows.org/>



Git

- Set up Git user info

```
$ git config --global user.name "2007002245"
```

```
$ git config --global user.email "<your email address>"
```

(user.name is your student_ID

user.email is registered Email on GitLab)

Git

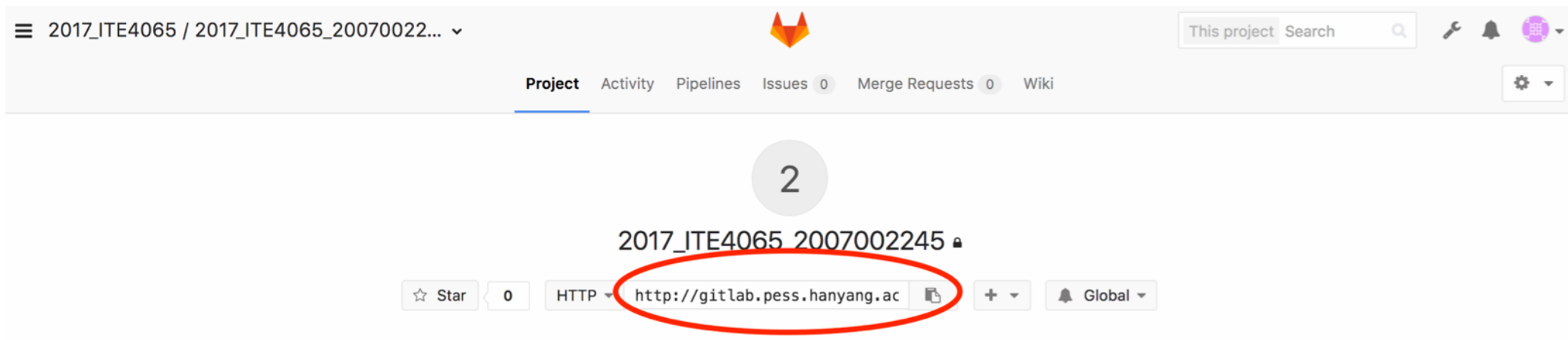
- Clone Git Repository

```
$ git clone https://hconnect.hanyang.ac.kr/<Year>_<Course no.>_<Class code>/<Year>_<Course no.>_<Student ID>.git
```

```
$ git clone https://hconnect.hanyang.ac.kr/<연도>_<학수번호>_<수업코드>/<년도>_<학수번호>_<학번>.git
```

```
예: $ git clone https://hconnect.hanyang.ac.kr/2020_CSExxxx_yyyyy/2020_CSExxxx_2020123456.git
```

You can check your Git URL in GitLab project page



The screenshot shows a GitLab project page for '2017_ITE4065 / 2017_ITE4065_20070022...'. The repository name is '2017_ITE4065_2007002245'. The URL 'http://gitlab.pess.hanyang.ac' is circled in red. The page also shows a star count of 0 and a 'Global' dropdown menu.

Git

- When you clone your project
- Username : StudentID
- Password : Password registered in GitLab(page 7)

```
TA — mrbin2002@ubuntu: ~ — -bash — 76x21
[Jongbin:TA mrbin2002$ git clone http://gitlab.pess.hanyang.ac.kr/2017_ITE406]
5/2017_ITE4065_2007002245.git
Cloning into '2017_ITE4065_2007002245'...
Username for 'http://gitlab.pess.hanyang.ac.kr': 2007002245
[Password for 'http://2007002245@gitlab.pess.hanyang.ac.kr':
warning: You appear to have cloned an empty repository.
[Jongbin:TA mrbin2002$ ls
2017_ITE4065_2007002245
Jongbin:TA mrbin2002$ █
```

Git

- Move to Clone directory

```
$ cd <Year>_<Course no.>_<student ID>
```

```
$ cd <연도>_<학수번호>_<학번>
```

- Make test file

```
$ vi test.c
```



```
2017_ITE4065_2007002245 — mrbn2002@ubuntu: ~ — vi test.c — 76x21
1 hello world
~
~
~
```


- When you check the current git status, “test.c” is displayed as untracked.

```
$ git status
```

```
[Jongbin:2017_ITE4065_2007002245 mrbin2002$ git status  
On branch master  
  
Initial commit  
  
Untracked files:  
  (use "git add <file>..." to include in what will be committed)  
  
    test.c  
  
nothing added to commit but untracked files present (use "git add" to track)  
Jongbin:2017_ITE4065_2007002245 mrbin2002$
```

Git

- Move all added/modified files in the current directory to Stage area
(It means that test.c file is managed by Git)

```
$ git add .
```

- Check git status

```
$ git status
```

```
[Jongbin:2017_ITE4065_2007002245 mrbin2002$ git add .  
[Jongbin:2017_ITE4065_2007002245 mrbin2002$ git status  
On branch master  
  
Initial commit  
  
Changes to be committed:  
  (use "git rm --cached <file>..." to unstage)  
  
    new file:   test.c
```

Git

- Commit added/modified files (Save on Local repository)

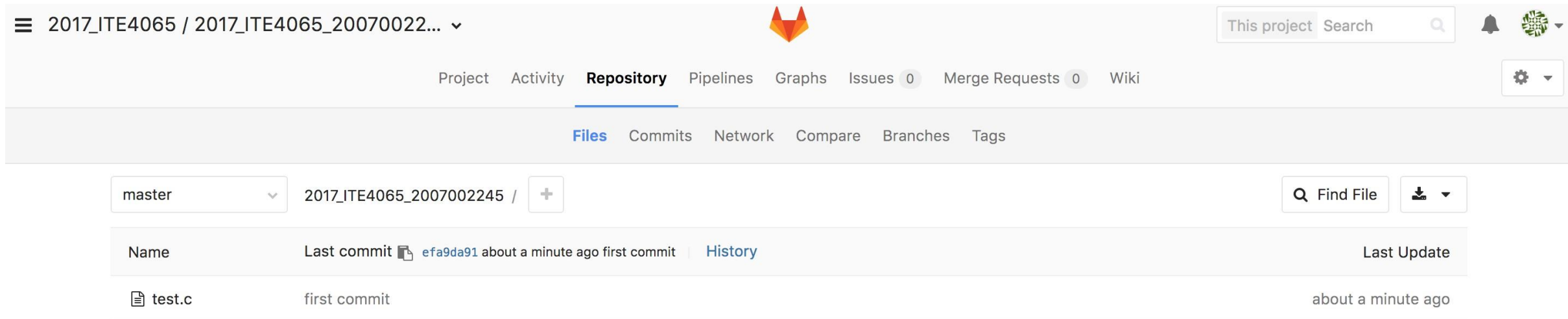
```
$ git commit -m "first commit"
```

- Send Committed Content to Remote Repository

```
$ git push origin master
```

```
[Jongbin:2017_ITE4065_2007002245 mrbin2002$ git commit -m "first commit"  
[master (root-commit) efa9da9] first commit  
1 file changed, 1 insertion(+)  
create mode 100644 test.c  
[Jongbin:2017_ITE4065_2007002245 mrbin2002$ git push origin master  
Counting objects: 3, done.  
Writing objects: 100% (3/3), 224 bytes | 0 bytes/s, done.  
Total 3 (delta 0), reused 0 (delta 0)  
To http://gitlab.pess.hanyang.ac.kr/2017_ITE4065/2017_ITE4065_2007002245.git  
* [new branch]      master -> master
```

- Files sent to the remote through the git push can be found on the GitLab web page.



The screenshot shows a GitLab repository page for a project named '2017_ITE4065 / 2017_ITE4065_20070022...'. The page is in the 'Repository' view, specifically the 'Files' tab. The current branch is 'master'. The file 'test.c' is listed with its last commit 'efa9da91' made 'about a minute ago'. The commit history for 'test.c' shows a 'first commit' made 'about a minute ago'.

Name	Last commit	Last Update
test.c	first commit	about a minute ago

Git

- Note that the submission time is determined not when the commit is made but when the **git push** is made.
- If you have any questions or problem about GitLab, please ask TA.